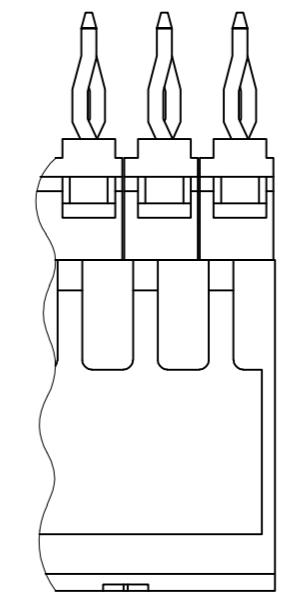
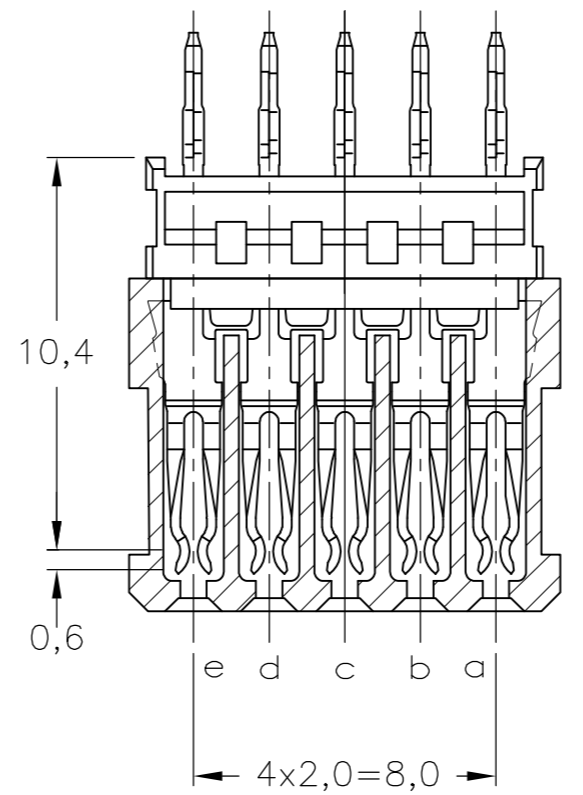
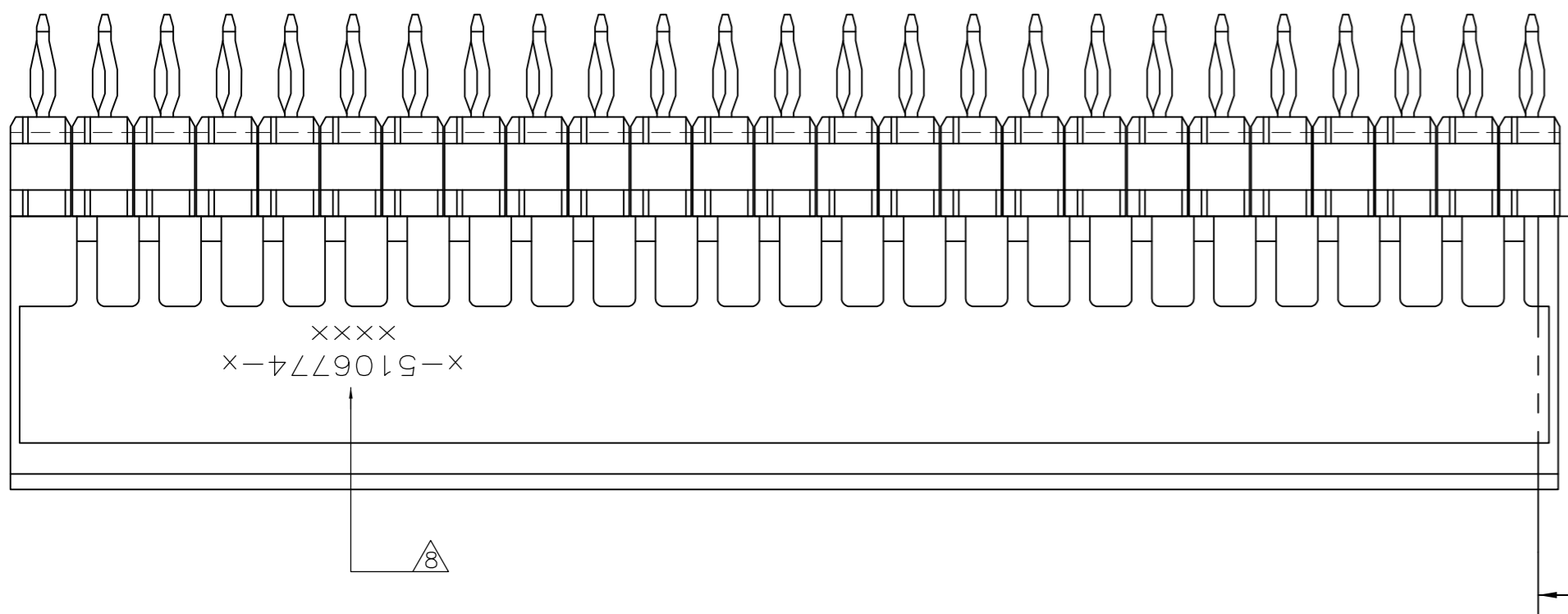
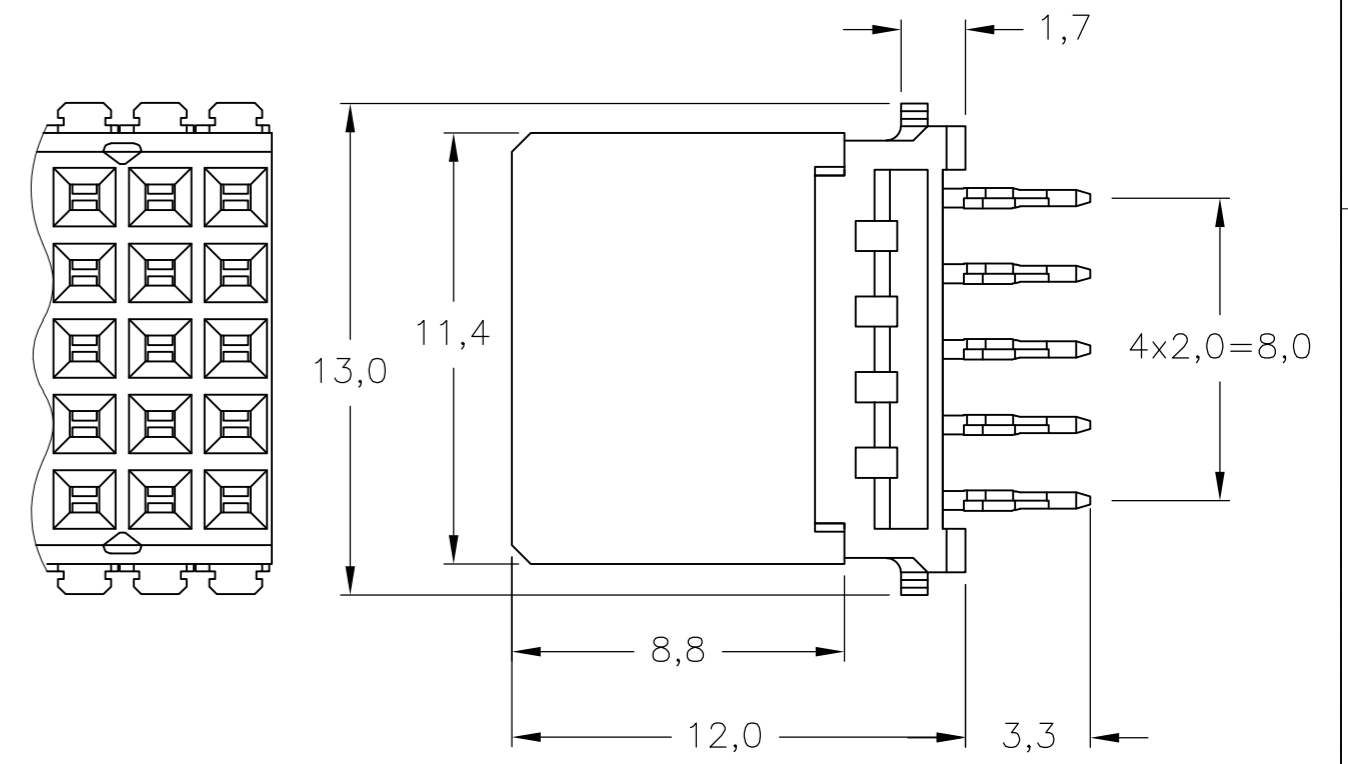
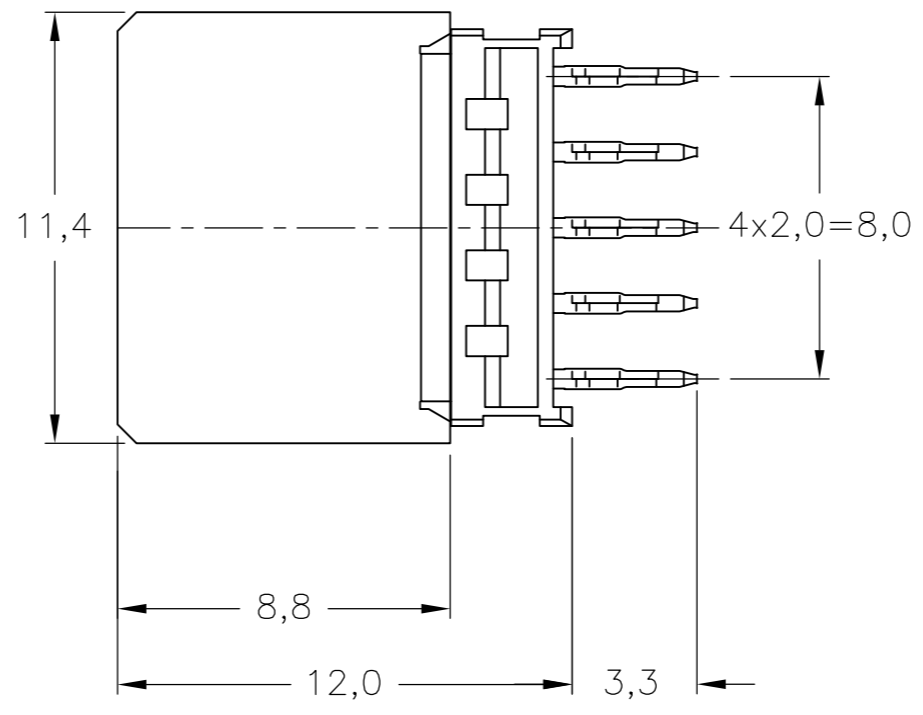
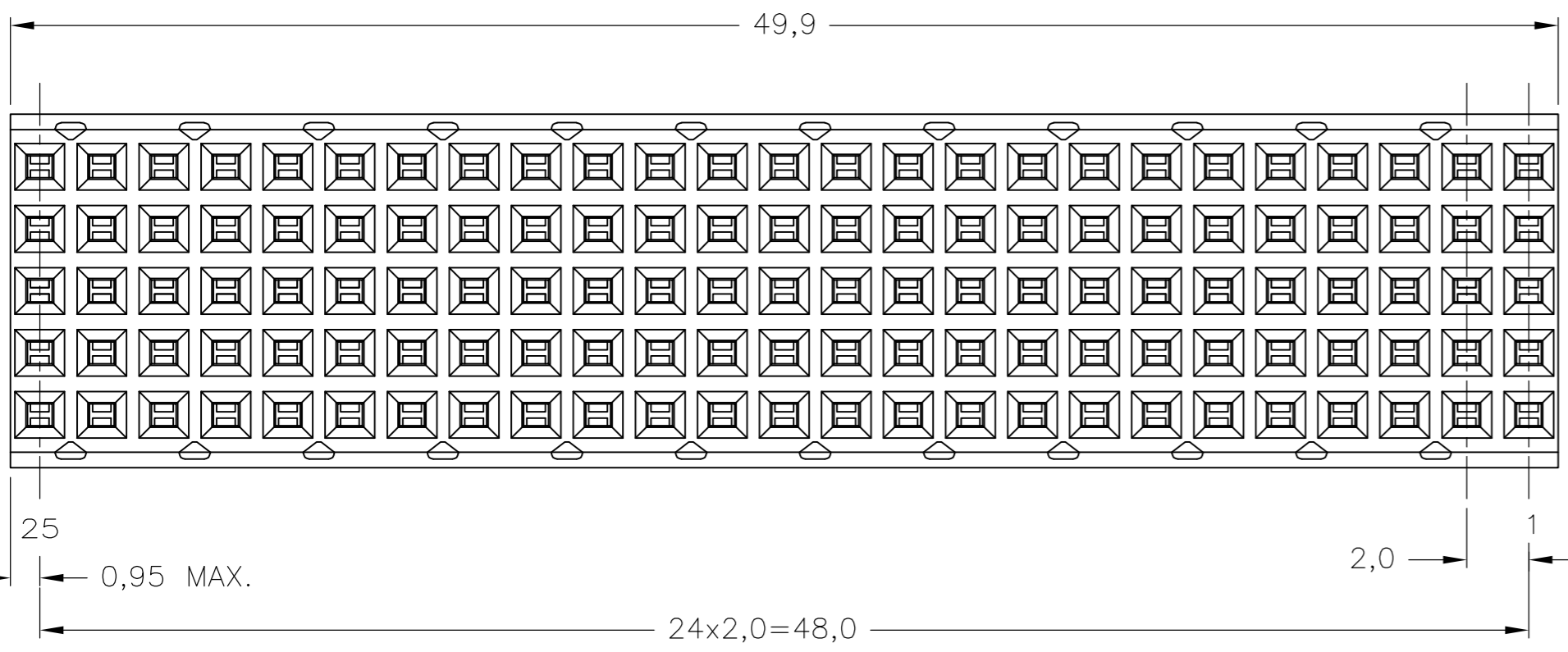


THIS DRAWING IS UNPUBLISHED. RELEASED FOR PUBLICATION  
 © COPYRIGHT BY TYCO ELECTRONICS CORPORATION. ALL RIGHTS RESERVED.


LOC		DIST		REVISIONS			
P	LTR	DESCRIPTION	DATE	DWN	APVD		
B		EH10-0680-05	30MAY05	BSV	BM		
B1		REVISED PER ECO-10-000444	19JAN10	KK	HMR		



ALTERNATE FORM



- NOTES:**
- 1 MATERIAL CONTACT: PHOSPHORBRONZE  
MATERIAL HOUSING: GLASSFILLED POLYESTER  
UL-RATING 94V0 (GRAY).
  - 2 GENERAL PLATING SPECIFICATION: UNDERPLATING (ENTIRE CONTACT):  
1,27µm NICKEL MIN. AND ACTION PIN: 0,5µm TIN MIN.  
FOR PLATING OF MATING SURFACES SEE APPLICABLE  
SPECIFICATION REFERENCE FOR EACH DASH NUMBER.
  - 3 CONFORMS TO ALL TESTING ACCORDING IEC 61076-4-101  
PERFORMANCE LEVEL 2.
  - 4 CONFORMS TO ALL TESTING ACCORDING IEC 61076-4-101  
PERFORMANCE LEVEL 1.
  - 5 CONNECTOR TESTED AND QUALIFIED AGAINST TELCORDIA GR-1217-CORE  
QUALITY LEVEL III, CENTRAL OFFICE APPLICATIONS.
  - 6 CONNECTOR TESTED AND QUALIFIED AGAINST TELCORDIA GR-1217-CORE  
QUALITY LEVEL III, UNCONTROLLED ENVIRONMENT APPLICATIONS.
  - 7 CONNECTOR LUBRICATED WITH TELCORDIA GR-1217-CORE  
APPROVED LUBRICANT.
  - 8 CONNECTOR PRINTED WITH PARTNUMBER AND DATECODE.
  - 9 PLATED-THROUGH HOLES AT 2x2mm SQUARE GRID (125 HOLES).
  - 10 HOLES IN ROW f AND z FOR POSSIBLE FUTURE USE OF  
GROUND RETURN SHIELD. (SHIELDS NOT YET TOOLED)
  - 11 OBSOLETE PARTS: OBSOLETE CIS STREAMLINING PER D.RENAUD/D.SINISI



P.C.B. HOLE DIM. ACTION PIN  
FOR DETAILS SEE  
APPLICATION SPECIFICATION

THIS DRAWING IS A CONTROLLED DOCUMENT.

DIMENSIONS:	TOLERANCES UNLESS OTHERWISE SPECIFIED:	DWN	13AUG2004	Tyco Electronics Corporation 's-Hertogenbosch, 5222AR-32			
mm	0 PLC ± -	CHK	27OCT2004				
	1 PLC ± -	APVD	27OCT2004				
	2 PLC ± -	PRODUCT SPEC					
	3 PLC ± -	NAME		Z-PACK 2mm HM TYPE B			
	4 PLC ± -	APPLICATION SPEC		125 POS. VERTICAL FEMALE			
	ANGLES ± -	WEIGHT		CONNECTOR ASSEMBLY			
MATERIAL	FINISH	108-19082		SIZE	CAGE CODE	DRAWING NO	RESTRICTED TO
-	-	114-19029		A2	00779	C=5106774	-
		CUSTOMER DRAWING		SCALE	SHEET	OF	REV
				5:1	1	1	B1